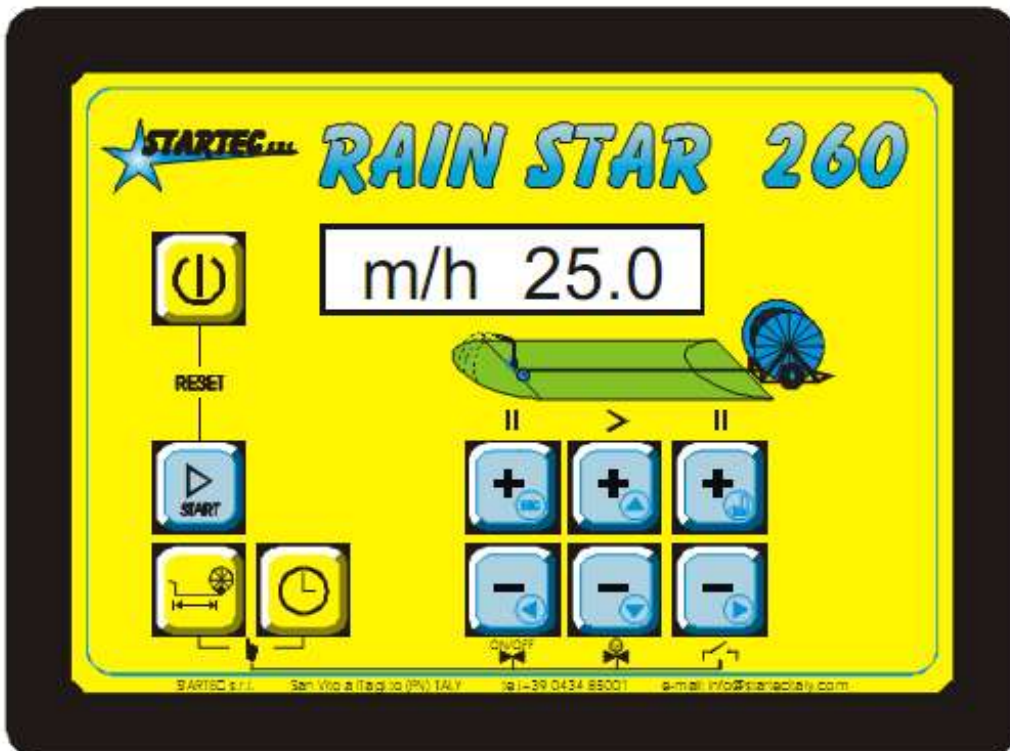
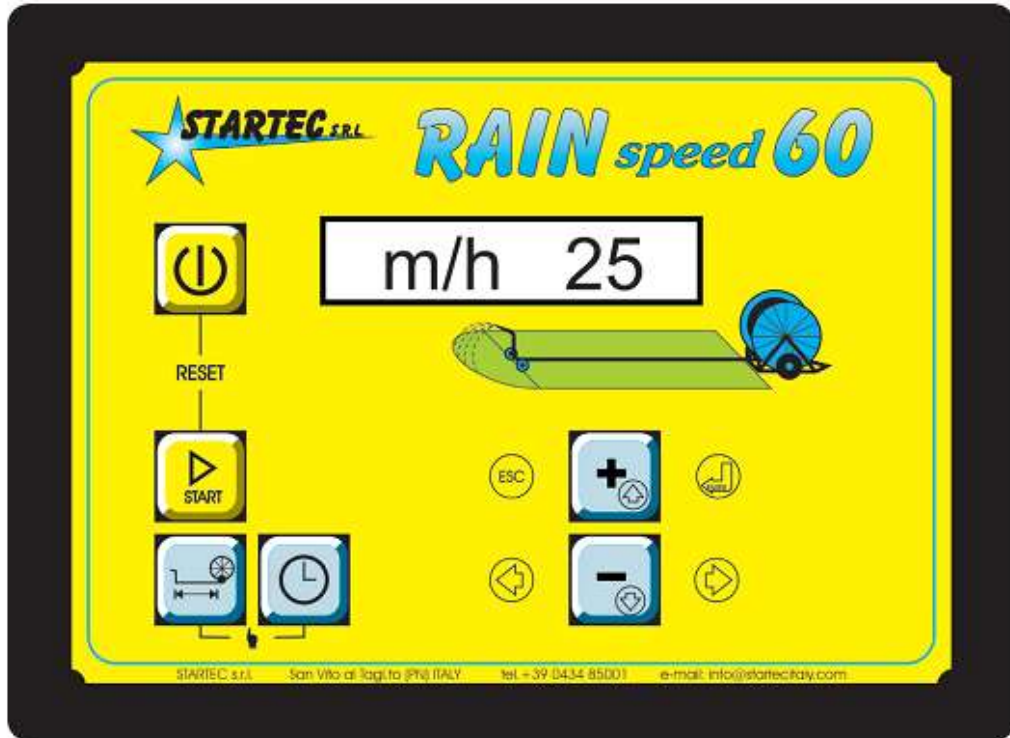





Programming the Tachometer


Startec


RAIN SPEED 060 and RAIN STAR 260




Simultaneously press    until on display appears **PWD**


Press 4 times  until on the display appears **4**


Press 5 times  until on the display appears **5**


Press 6 times  until on the display appears **6**

Press  on the display will appear **INIZIO-O**


Press 4 times  on the display will appear **SENSORI**


Press 2 times  on the display will appear **SV PIGN**



Press 1 time  on the display will appear **CAL AUTO**


Press 1 time  on the display will appear **LTU ******


Press 1 time  then press  until on the display appears desired hose length LTU in meters



Press 1 time  on the display will appear **CALTB OK**


Press 1 time  on the display will appear **DTU ******


Press 1 time  then press  until on the display appears desired hose diameter DTU in millimeters



Press 1 time  on the display will appear **CALTB OK**


Press 1 time  on the display will appear **DAS ******


Press 1 time  then press  until on the display appears desired drum diameter DAS in millimeters



Press 1 time  on the display will appear **CALTB OK**


Press 1 time  on the display will appear **LAS ******

Press 1 time  then press  until on the display appears desired LAS in millimeters

Press 1 time  on the display will appear **CALTB OK**

Press 1 time  on the display will appear **IPG ******

Press 1 time  then press  until on the display appears desired IPG

Press for 7 seconds  to confirm the programming and save

